




ACPE: PLURALS

8 Plural Noun Rules	
<p>1. Add <u>s</u> to form the plural of most nouns</p> <p>Example: girl → girls<u>s</u> apple → apples<u>s</u></p> 	<p>2. Add <u>es</u> to nouns that end in <u>ch, sh, s, x, or z</u></p> <p>Example: bench → bench<u>es</u> dish → dish<u>es</u> bus → bus<u>es</u> box → box<u>es</u> quiz → quizz<u>es</u></p>
<p>3. For nouns that end in <u>y</u> with a <u>consonant</u> before the <u>y</u>, change the <u>y</u> to <u>i</u> and add <u>es</u></p> <p>Example: candy → candi<u>es</u> puppy → puppi<u>es</u></p> 	<p>4. For nouns that end in <u>y</u> with a <u>vowel</u> before the <u>y</u>, just add <u>s</u></p> <p>Example: toy → toy<u>s</u> monkey → monkey<u>s</u></p>
<p>5. For nouns that end in <u>f</u> or <u>fe</u>, drop the <u>f</u> or <u>fe</u> and add <u>ves</u></p> <p>Example: loaf → loaf<u>es</u> knife → kni<u>ves</u></p> 	<p>6. For nouns that end with a <u>consonant</u> before an <u>o</u> add <u>es</u></p> <p>Example: potato → potato<u>es</u> tomato → tomato<u>es</u></p>
<p>7. Some nouns, change the <u>spelling</u> of the singular noun</p> <p>Example: child → childr<u>en</u> mouse → m<u>ice</u></p>	<p>8. Some nouns, use the same <u>singular and plural form</u></p> <p>Example: fish → fish deer → deer</p>

ACTIVITY: Find the plurals of these words, then tick the right pronunciation for the final -S.

Singular	Plural	-S	-Z	-IS	-IZ
address					
baby					
buzz					
diamond					
dollar					
dream					
fantasy					
friend					
goose					
gown					
island					
jet plane					
leash					

Singular	Plural	-S	-Z	-IS	-IZ
movie					
ring					
room					
royal					
queen					
party					
stain					
song					
tiger					
tooth					
town					
train					

